ADVANCED-2 (Cohort B): Interim Efficacy and Safety Data in BCG-Unresponsive Participants with High-grade Non-Muscle Invasive Bladder Cancer

Timothy Clinton[1], Raj Satkunasivam[2], Timothy D. Lyon[3], Mark Tyson[4], Gautam Jayram[5], Alexander Sankin[6], Brian Mazzarella[7], Jacqueline Zummo[8], Carla Beckham[8], Khushboo Belani[8], Andrea DiFiglia[8], Claire Middleton[8], Eppie Brown[8], Brian Desch[8], Chen Quin Lam[9], Neal Shore[10]

[1]Department of Urology, Brigham and Women's Hospital, Boston, MA, United States, [2]Department of Urology, Houston Methodist Hospital, Houston, Texas. [3]Department of Urology, Mayo Clinic, Jacksonville, FL, United States; [4]Mayo Clinic, Phoenix, AZ, USA, [5]Urology Associates P.C., Nashville, TN, USA, [6]Montefiore Medical Center, Bronx, NY, USA, [7]Urology Austin, Austin, TX, USA, [8]Protara Therapeutics, Inc., New York, NY, USA, [9]Pharmapace Inc., San Diego, CA, USA, [10]START Carolinas/Carolina Urologic Research Center, Myrtle Beach, SC, USA

Abstract ID: 26-8129

Contact: clinicaltrials@protaratx.com

BACKGROUND

- Although patients with BCG-unresponsive NMIBC have several emerging therapeutic options, there remains a clinical unmet need to improve efficacy, durability of response, and tolerability while obviating the need for radical cystectomy.
- TARA-002 is a TLR2/NOD2 agonist and novel immunopotentiator derived from *Streptococcus pyogenes* Su strain with a mechanism of action that includes local activation of innate and adaptive immune pathways.
- TARA-002 requires no special handling or thawing and can be rapidly administered via catheter by a healthcare professional in a routine office-based setting.

METHODS

- ADVANCED-2 (NCT05951179) Cohort B is a Phase 2, ongoing, open-label study to evaluate the safety and efficacy of intravesical TARA-002 in BCG-unresponsive adults aged ≥ 18 years with high-grade NMIBC CIS ± Ta/T1.
- Eligible participants included previously treated participants (BCG and non-BCG therapy), including those who received prior investigational therapies
- Endpoints:
  - Primary: high grade complete response (CR) at any time according to central pathology
  - Key secondary: duration of response (12 months)
- The data cutoff date is January 28, 2026

ADVANCED-2 COHORT B (BCG-UNRESPONSIVE) STUDY SCHEMA

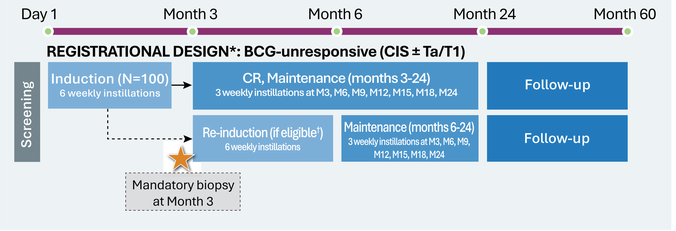

Abbreviations: BCG = Bacillus Calmette-Guérin; CIS = carcinoma in situ; CR = complete response; HGTa = high grade Ta tumor; NMIBC = non-muscle invasive bladder cancer; T1 = carcinoma invading the lamina propria; Ta = non-invasive papillary carcinoma.
*Aligned with FDA 2024 BCG Unresponsive NMIBC: Developing Drugs and Biologics for Treatment Guidance for Industry.
†Eligible for re-induction: residual CIS and/or recurrence of HGTa.

RESULTS

TARA-002 MONOTHERAPY DEMONSTRATES STRONG EFFICACY IN BCG-UNRESPONSIVE PARTICIPANTS

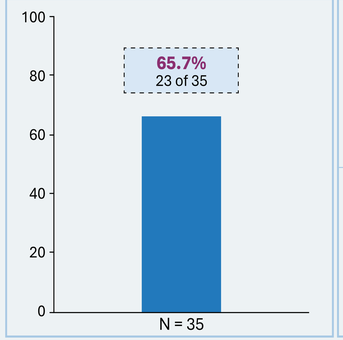

Landmark	High-grade CR rate (%)
Month 6	68.2 (15 of 22)
Month 12	33.3 (5 of 15)

Abbreviation: CR = complete response.
High-grade CR is based on central pathology including a mandatory biopsy at Month 3.
Notes: Evaluable participants include those who had at least one dose of study drug before the response assessment time point and completed at least one response assessment; CR rates at each landmark time point include all participants who were either evaluable at that time point or had experienced disease progression or treatment failure prior to the scheduled visit. Two participants at Month 3 and 1 participant at Month 12 are pending central confirmation of response.

- This dataset includes 43 BCG-unresponsive participants with a median age of 75.0 years (min: 47 years; max: 92 years), and the majority of participants are male (72.1%, 31 of 43) and White (81.4%, 35 of 43).
- The rate of high-grade CR at any time was 65.7% (23 of 35).
- The rate of high-grade CR was 68.2% (15 of 22) at Month 6 and 33.3% (5 of 15) at Month 12.
- Among initial responders, 100% (7 of 7) maintained their response through Month 6, 80% (4 of 5) through Month 9 and 100% (2 of 2) through Month 12.
- Among the initial non-responders who underwent re-induction, 61.5% (8 of 13) converted to a CR by Month 6, 71.4% (5 of 7) responders maintained the CR through Month 9 and 100% (3 of 3) through Month 12.
- The majority of TRAEs were Grade 1 and transient; commonly occurring TRAEs included dysuria, bladder spasm and micturition urgency.
- No participants experienced Grade ≥ 3 TRAEs, related SAEs or TRAEs leading to withdrawal.

TARA-002 MONOTHERAPY DEMONSTRATES 68.2% HIGH-GRADE COMPLETE RESPONSE AT MONTH 6 IN BCG-UNRESPONSIVE PARTICIPANTS

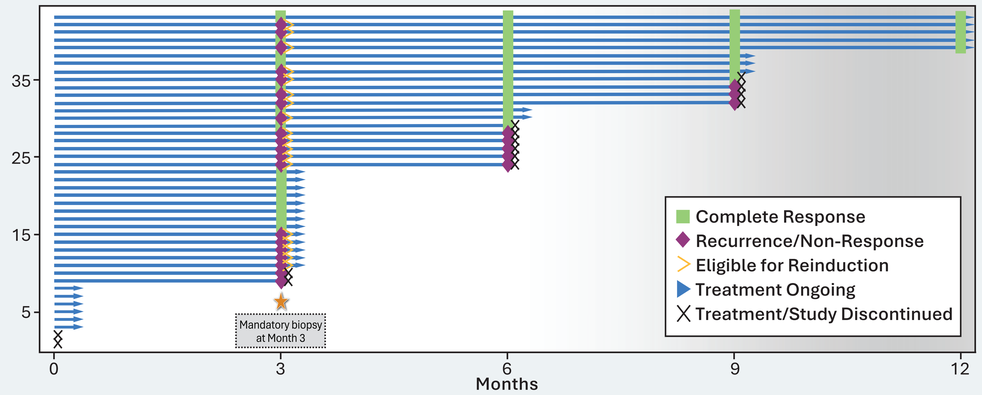

TARA-002 SHOWED A FAVORABLE SAFETY PROFILE

N = 43	Any Grade	Grade 1	Grade 2	Grade 3	Grade 4/5
TRAEs, n (%)	11 (26)	11 (26)	3 (7)	0	0
SAEs, n (%)	7 (16)	0	2 (5)	6 (14)	1 (2)
Related SAEs, n (%)	0	0	0	0	0
TRAEs leading to Study Drug Withdrawal, n (%)	0	0	0	0	0

SAE = serious adverse event; TRAE = treatment related adverse event.
Severity of adverse event is based on NCI-CTCAE Version 5.0 or later.

FUTURE DIRECTIONS FOR RESEARCH

- In participants with BCG-unresponsive high-grade NMIBC with CIS ± Ta/T1, TARA-002 appears to be well tolerated and demonstrated encouraging efficacy, supporting ongoing accrual of the ADVANCED-2 study.
- Re-induction therapy successfully salvaged a significant proportion of initial non-responders, resulting in high conversion rates and durable responses.

DISCLOSURES
This study was funded by Protara Therapeutics, Inc.

ACKNOWLEDGEMENTS
Digital and print editorial services powered by Princeton Biomedical Comm., LLC.

Presented at 2026 AUA Annual Meeting, May 15 – 18, 2026, Washington, DC
Previously presented at ASCO-GU 2026, February 26-28, 2026, San Francisco, CA